

# MAGIS

Tibu by Anderssen & Voll



# Anderssen & Voll



## Profile:

Torbjørn Anderssen and Espen Voll were born respectively in Elverum, 1976 and in Trondheim, 1965. They both come from creative backgrounds: Torbjørn is the son of a musician and a teacher, and Espen the son of a ceramist and an architect. After graduating from the “Bergen Academy of Art and Design” and the “Oslo National Academy of Art”, they went on to cofound the design group Norway Says in 2000. Norway Says were forerunners in a growing international orientation amongst Norwegian designers – at the same time drawing international interest to Norway’s emerging young design scene. Norway Says had two particular crowning moments, with the “Söderbergs Award” in 2007, and a 10-year retrospective exhibition at the “National Museum of Art, Architecture and Design” in Oslo in 2009.


Anderssen & Voll was set up in 2009. Their work spans from textile design through tableware, lighting and furniture to electronics for some of Europe’s most renowned international brands. They have been absolute key in proposing what is known as “New Nordic”, through their contributions for companies including Muuto, Kvadrat, Erik Jørgensen, Wrong for Hay, Jøtul, Røros Tweed and LK Hjelle. Their work also resonates well with Italian brands such as Magis, Foscarini and Lapalma. Working with the strongly contrasting industrial cultures to be found in the the mountains of Norway and in the Venetian plains is a continuous source of inspiration, as are the liberating possibilities of large-scale industrial thinking. Torbjørn Anderssen teaches at the “Bergen Academy of Art and Design”.



# Design and

Tibu stool offers an extremely clean, essential, stylized design: the circular seat and footrest combine to form a single shape, echoed and reflected by the base and column below. The entire stool is in a single colour, but the materials used for the different parts vary according to their function: from the steel frame painted in polyester powder, to the polyurethane seat, also available with a high-quality Kvadrat fabric covering. This covering is moreover easily removable, thanks to four screws placed underneath the seat. This allows a quick cover change, which is a very important matter especially for the contract market.

Tibu is available with height-adjustment mechanism and comes in a vast range of colours, to match any taste and setting, at home or in the contract world.



# Engineering



Tibu offers a clean, essential, stylized design



to match any setting.



# Information



# Product

Swivel stool, adjustable in height with gas piston. For domestic and contract use (bars, restaurants and hotels). Materials: frame in steel painted in polyester powder. Seat in self-skinning textured polyurethane or in expanded polyurethane covered in fabric (Kvadrat, "Steelcut 2"). Removable cover.







Frame: Beige 5123  
Seat: Beige 1712 C (Polyurethane)



Frame: Black 5130  
Seat: Beige 1712 (Polyurethane)



Frame: Lime 5029  
Seat: Lime Kvadrat Steelcut 435



Frame: Olive Green 5039  
Seat: Olive Green Kvadrat Steelcut 985



Frame: Light Green 5041  
Seat: Light Green Kvadrat Steelcut 935



Frame: Bordeaux 5046  
Seat: Bordeaux Kvadrat Steelcut 615



Frame: Coral Red 5084  
Seat: Coral Red Kvadrat Steelcut 2 550



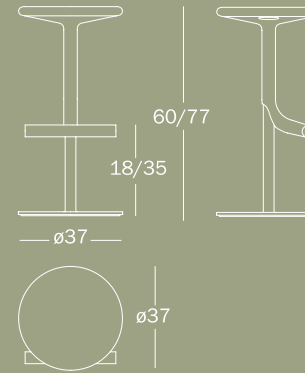

Frame: Pink 5089  
Seat: Pink Kvadrat Steelcut 605



Frame: Beige 5023  
Seat: Beige Kvadrat Steelcut 240



Frame: Black 5130  
Seat: Black Kvadrat Steelcut 2 190



## PRODUCT CARE

We recommend using a soft, either dry or wet, rag. When needed, use ph-balanced soap diluted in water. Do not use abrasive sponges as they may leave scratches. For fabric version, daily care and immediate stain removal will ensure that your wool upholstery will keep looking good. It is normally sufficient to regularly vacuum and air upholstered furniture. We suggest cleaning the wool fabric occasionally. Use a specific wool cleaning soap and follow the instructions carefully. Take care never to saturate the wool fabric. Never use undiluted cleaning agents, bleaching agents, ammonia or soap intended for hard surfaces. As a general rule, many types of stain can be removed using lukewarm water. For greasy stains, use a dry stain remover. For more insoluble stains (chewing gum, candle wax, etc.), use a plastic bag filled with ice to rub the stain until the substance has become friable.

Use a clean flat blunt blade to delicately remove the substance. Be careful when using solvents, because these could dissolve the upholstery material beneath. Avoid contact with all acidic substances. Avoid direct exposure to sunlight or heat sources. Periodic and correct maintenance allows the product to keep its original aspect and lengthens the duration of its performance.

## WARNING

ONLY SKILLED WORKERS ARE AUTHORISED TO REPLACE OR REPAIR THE COMPONENTS OF THE HEIGHT REGULATION SYSTEM. Treat stains immediately, the longer they remain in the fabric, the harder it is to remove them. Before choosing a cleaning method, always try it out on a concealed part of the seat. Do not use different cleaning products from the ones mentioned above. Do not use the product in an improper way. Do not place hot objects on it, stand on it or use the product as a ladder. Once disused, please make sure that this product is disposed in an environment-friendly way.



